

DESCRIPTION

The multi-sample sequencer system, designed by Manvia, allows measuring up to 8 samples in two different analyzers. It can operate with continuous measurement or batch mode analyzers.

It offers the whole system integrated in a single equipment, reducing the electrical interconnection, and the tubing work by 75%. Its configuration variables allows adapting to the actual samples needed (from 2 to 8).

FEATURES

- Compact equipment. It occupies minimal space.
- Manifold block with common drainage (avoid installed drainage tubing from each sample).
- Avoid installing tube from rotamer to manifold block
- Block manifold with minimum capacity
- No dead legs
- No contamination samples
- Compact wall mount design.
- Flow indication.
- Continuous sample flow in all lines
- No delays in measurement
- CE Marking

CONTROLLER SAMPLE SEQUENCER

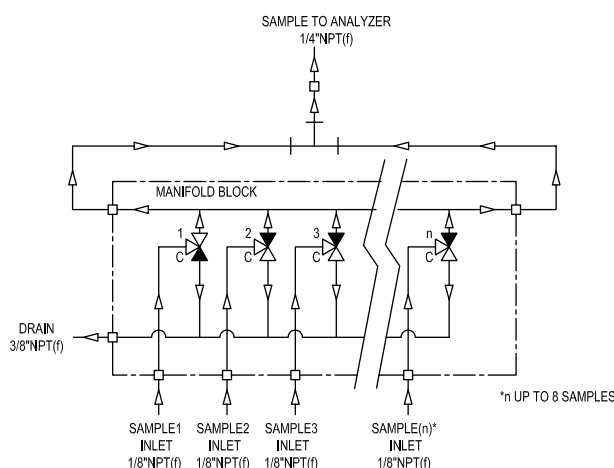



SPECIFICATIONS

Number of streams:	8 Maximum
Number of analyzers:	2 Maximun
Inputs from Analyzers:	Two 4-20 mA analog input (One each analyzer) Two digital input for end-of-batch indication Two digital input for calibration indication Two digital input for analyzer alarm indication
Analog Outputs:	For each individual stream 4-20 mA (Adaptable to the range)
Relay contacts:	Four dry contacts (SPST), assignable to various alarms
Operator Interface:	4,3" color touchscreen interface
Input Power:	110-120/220-240 VAC, 50/60 Hz.
Power Consumption:	50 W
Box:	Stainless steel
Enclosure Rating:	IP 65 / NEMA 4X
Dimensions (HxWxD):	SQ-2: 200 x 300 x 155 mm SQ-4: 300 x 300 x 210 mm SQ-8: 300 x 300 x 210 mm
Weight:	SQ-2: 6 Kgs. SQ-4: 9 Kgs. SQ-8: 9 Kgs.



SWITCHING SAMPLES MANIFOLD



SPECIFICATIONS

Max. streams:	8
Sample Flow:	0 - 300 ml /min.(standard rotameter) /other consult
Sample Connection:	1/8" NPT inlet for each sample (1/4"OD with rotameter) Output to Analyzer: 1/4"NPT(F) Drain (common): 3/8"NPT(F).
Power solenoid valve:	24 VDC
Max Pressure/Temp Rating:	5 bar (g) / 55 °
Internal dead volumes:	33 µl
Power consumption:	3.4 W
IP:	IP 54
Service life:	10.000.000 (according to laboratory endurance test with FKM and EPDM)
Block manifold:	AISI316
Dimensions (HxWxD) mm:	MF-2 A 44 x 76 x 44 /MF-2B 181 x 216 x 127 MF-3 A 44 x 116 x 44 /MF-3B 181x 256 x 127 MF-4 A 44 x 156 x 44 /MF-4B 181 x 296 x 127 MF-5 A 44 x 196x 44 /MF-5B 181 x 336 x 127 MF-6 A 44 x 236 x 44/MF-6B 181 x 376 x127 MF-8 A 44 x 316 x 44 /MF-8B 181 x 456 x 127
Weight:	MF-2 A 1,6Kg. /MF-2B 2,3 Kg MF-3 A 2,0Kg. /MF-3B 2,9 Kg MF-4 A 2,4Kg. /MF-4B 3,5 Kg MF-5 A 2,8Kg. /MF-5B 4,1 Kg MF-6 A 3,3Kg. /MF-6B 4,7Kg MF-8 A 4,3Kg. /MF-8B 6,0Kg

ORDERING INFORMATION

CONTROLLER SAMPLE SEQUENCER	SQ-	--	--
Number of input to sequencer / output samples to analyzer. 2.- 2 samples input to sequencer / 1 sample output to analyzer. 4.- 4 samples input (max.) to sequencer / 2 sample output (max.) to analyzer. 8.- 8 samples input (max.) to sequencer / 2 sample output (max.) to analyzer.			
Block Configuration A.- Controller sample sequencer separate of Switching sample manifold. B.- Both integrated in a single block.			

SWITCHING SAMPLES MANIFOLD	MF -	--	--
Number of input to sequencer / output samples to analyzer. 2.- 2 samples input to manifold / 1 sample output to analyzer. 3.- 3 samples input (max.) to manifold / 1 sample output (max.) to analyzer. 4.- 4 samples input (max.) to manifold / 1 sample output (max.) to analyzer. 5.- 5 samples input (max.) to manifold / 1 sample output (max.) to analyzer. 6.- 6 samples input (max.) to manifold / 1 sample output (max.) to analyzer. 8.- 8 samples input (max.) to manifold / 1 sample output (max.) to analyzer.			
Rotameters A.- Controller sample sequencer separate of Switching sample manifold. B.- Both integrated in a single block.			

NOTE

To sequence samples into two analyzers, separate manifolds must be used:

For example:

3 samples to silica analyzer. 4 samples to sodium analyzer:

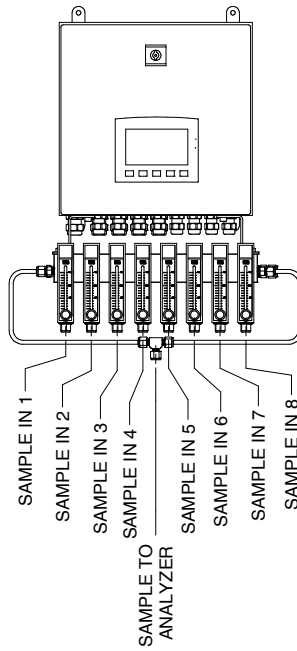
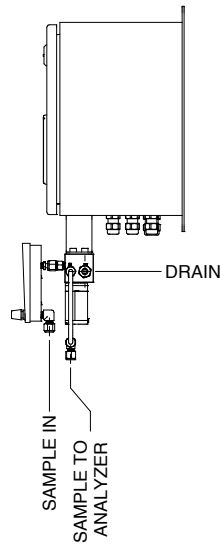
1 Manifold MF-3A or MF-3B (with rotameter incorporate)

1 Manifold MF-4A or MF-4B (with rotameter incorporate)

1 SQ-8 Controller sample sequencer.

SPARE PARTS

Part#	Name
SV-MF-01	Solenoid manifold valve
FI-01	Rotameter w/regulation valve 20-300 ml/min



DIMENSION

SAMPLES	A	B	C	D	E	F	G
2 SAMPLES	300	200	155	213	424	381	216
3 SAMPLES	300	300	210	268	524	481	256
4 SAMPLES	300	300	210	268	524	481	296
5 SAMPLES	300	300	210	268	524	481	336
6 SAMPLES	300	300	210	268	524	481	376
8 SAMPLES	300	300	210	268	524	481	456

