



DESCRIPTION

MANVIA DG-50 Degassing System, offers a new compact design for degassed conductivity measurement in water-steam cycle chemistry monitoring. This system ensures an effective CO₂ removal from sample, by means of an accurate system boiler temperature control. Temperature control value inside system boiler, may be configured as function of environmental operation conditions, to get an exact boiling point control, without excessive energy be wasted.

The system also provides appropriate temperature conditioning for an accurate degassed conductivity measurement. Furthermore, two sample cooling configurations are available: External cooling water heat exchanger and sample self-cooling exchanger. Due to optimal system performance, power production is maximized, while corrosion of production equipment is minimized.

APLICATIONS

- Steam-water analysis systems.

FEATURES

- According with ASTM D4519
- Provide with necessary shell protection to prevent operators from hot injury.
- Compact wall mount design.
- CE Marking.
- Designed to install the cationic resin column, the transmitter and the conductivity probes in the same plate.

The degasser DG-50, can be supplied with specific conductivity, cationic and degassed measurement with analyzers of any manufacturer.
It will be delivered fully integrated in the same plate.

SPECIFICATIONS

Max Pressure/Temp Rating:	4 bar(g)[58 psi(g)] / 50°C (122°F)
Sample Flow:	80 - 250 ml /min. (1,27 gal/h)
Sample Connection:	¼" OD inlet / outlet.
Drain	½" NPTM
Cooler Cooling Water Connect. (Only Opt. 1)	¼" NPT(f)
Cooling Water Consumption (Only Opt. 1):	4 l/min (1,05 gal/min)
Power Supply:	110-120/220-240 VAC, 50/60 Hz.
Power Consumption:	1.6 KVA
Plate mounting :	Stainless steel
Enclosure Rating:	IP66 / NEMA 4
Dimensions (HxWxD)	850 x 350 x 328 mm (33 1/2 x 13 3/4 x 12 7/8 in)

ORDERING INFORMATION

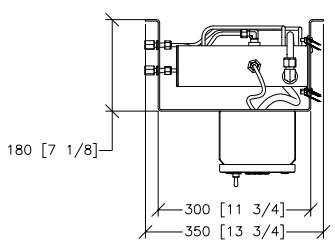
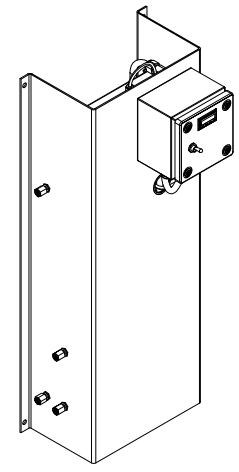
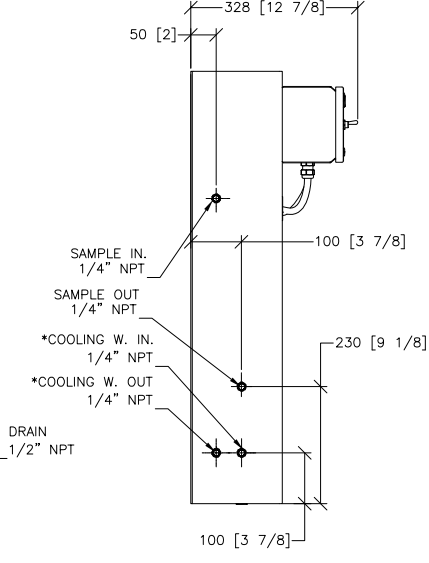
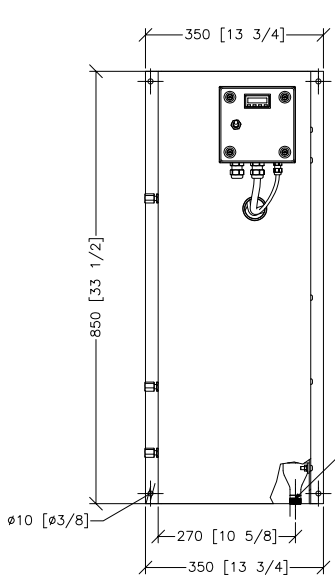
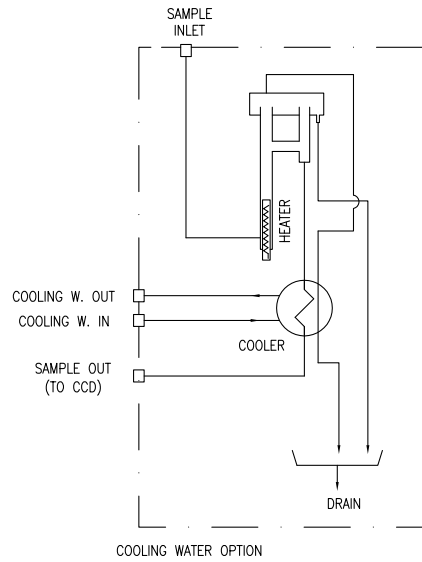
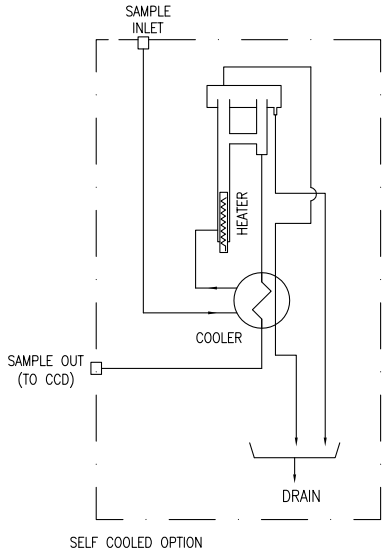
DEGASSED CATION CONDUCTIVITY	DG-50	<input type="checkbox"/>	<input type="checkbox"/>
Sample cooling			
0-	Self cooled		
1-	Cooling water		
Electrical supply			
C-	120 VAC 50/60 Hz		
D -	230 VAC 50/60 Hz		

To integrate in the degassed the measurements of conductivity (degassed, degassed+cationic or degassed+cationic+specific), please contact at analyzer@manvia.com

SPARE PARTS

Part #	Name #
H1500-120	Heating Cartridge 120 VAC
H-1500-230	Heating Cartridge 230 VAC
TC-50	Temperature Controller
MV-PT105	Temperature sensor

DRAWINGS



* ONLY IN COOLING WATER OPTION

Units: mm [Inches in brackets]
 Due to continuous improvements, Manvia reserves the right to change the design and specifications without notice